

UC 120-12

12V 120AH

Deep Cycle

Ultracell®

'Quality in Every Language'

UC120-12

Awaiting Image

Physical Specification

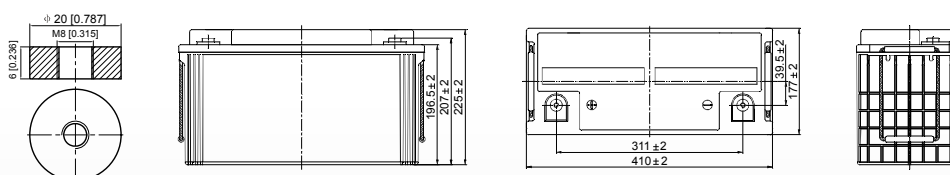
Part Number:	UC120-12
Length:	410 ± 2 mm (16.14 inches)
Width:	177 ± 2 mm (6.97 inches)
Container Height:	225 ± 2 mm (8.86 inches)
Total Height (with terminal):	225 ± 2 mm (8.66 inches)
Approx Weight:	Approx 37.6kg (82.9lbs)

Specifications

	Normal Voltage	12V
	Normal Capacity (20HR)	120.0AH
Terminal Type	Standard Terminal	F11
	Optional Terminal	-
Container Material	Standard Option	ABS
	Flame Retardant Option (FR)	ABS(UL94:VO)
Rated Capacity	128.6 AH/6.43A	(20hr, 1.80V/cell, 25°C / 77°F)
	120.0 AH/12.0A	(10hr, 1.80V/cell, 25°C / 77°F)
	105.2 AH/21.0A	(5hr, 1.75V/cell, 25°C / 77°F)
	95.4 AH/31.8A	(3hr, 1.75V/cell, 25°C / 77°F)
	77.5 AH/77.5A	(1hr, 1.60V/cell, 25°C / 77°F)
Max Discharge Current	1300A (5s)	
Internal Resistance	Approx 4.0mΩ	
Discharge Characteristics	Operating Temp. Range	Discharge: -15 ~ 50°C (5 ~ 122°F)
		Charge: 0 ~ 40°C (32 ~ 104°F)
		Storage: -15 ~ 40°C (5 ~ 104°F)
	Nominal Operating Temp. Range	25 ± 3°C (77 ± 5°F)
	Cycle Use	Initial Charging Current less than 36.0A.Voltage 14.4V ~ 15.0V at 25°C (77°F) Temp. Coefficient -30mV/°C
	Standby Use	No limit on Initial Charging Current Voltage 13.5V ~ 13.8V at 25°C (77°F) Temp. Coefficient -20mV/°C
Capacity affected by Temperature	40°C (104°F) 103%	
	25°C (77°F) 100%	
	0°C (32°F) 86%	
Design Floating Life at 20°C	12 Years	
Self Discharge	Ultracell batteries may be stored for up to 6 months at 25°C(77°F) and then a refresh charge is required. For higher temperatures the time interval will be shorter.	

Dimensions

F11 Terminal



ALL DATA IS SUBJECT TO CHANGE WITHOUT NOTICE

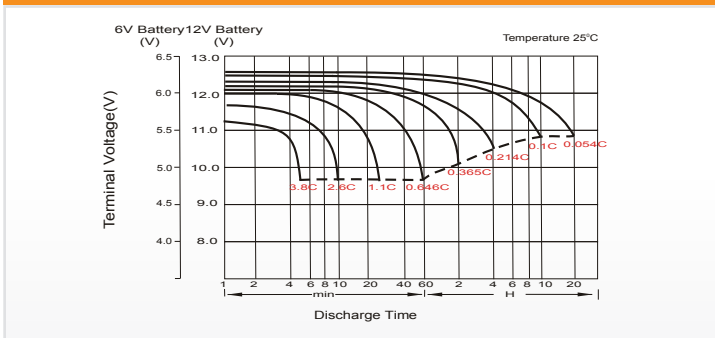
Constant Current Discharge (Amperes) at 25°C (77°F)

F.V/Time	10 min	15 min	20 min	30 min	45 min	1h	2h	3h	4h	5h	6h	8h	10h	20h
1.85V/cell	175.7	147.8	129.2	93.0	73.8	59.9	37.2	29.0	23.5	19.1	16.7	13.6	11.3	6.37
1.80V/cell	224.5	178.6	152.7	109.7	85.9	67.1	40.6	31.2	25.1	20.5	17.9	14.4	12.0	6.43
1.75V/cell	246.7	195.1	164.3	113.9	89.1	70.2	42.1	31.8	25.7	21.0	18.4	14.7	12.1	6.49
1.70V/cell	268.9	208.3	172.6	118.5	92.7	72.4	43.8	32.7	26.3	21.6	18.7	14.9	12.2	6.61
1.65V/cell	290.2	221.5	183.4	125.0	95.0	74.9	45.0	34.1	27.2	22.2	19.2	15.1	12.5	6.70
1.60V/cell	315.0	236.9	195.4	132.0	99.0	77.5	46.5	35.1	28.1	22.9	19.6	15.3	12.6	6.73

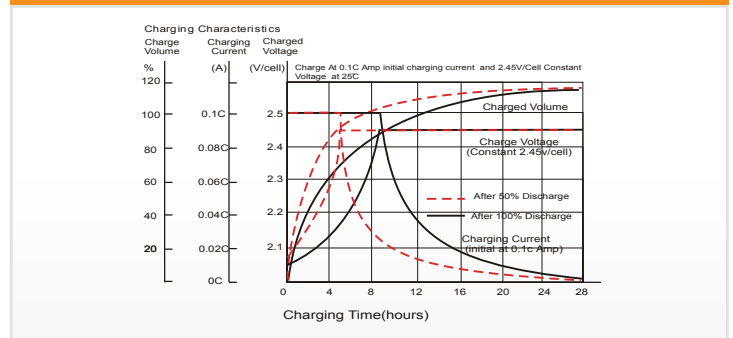
Constant Power Discharge (Watts) at 25°C (77°F)

F.V/Time	10 min	15 min	20 min	30 min	45 min	1h	2h	3h	4h	5h	6h	8h	10h	20h
1.85V/cell	327.8	278.7	246.2	178.6	142.8	116.3	72.5	56.7	46.0	37.5	32.9	26.9	22.4	12.8
1.80V/cell	413.3	331.7	286.6	208.2	164.8	129.5	78.7	60.7	48.9	40.2	35.2	28.5	23.8	12.9
1.75V/cell	448.5	358.9	305.7	215.1	170.2	135.0	81.4	61.7	49.9	41.1	36.1	29.0	24.0	13.0
1.70V/cell	482.0	380.3	319.5	223.0	176.4	138.9	84.4	63.2	51.1	42.1	36.8	29.3	24.2	13.2
1.65V/cell	516.5	401.8	337.8	234.2	180.2	143.1	86.5	65.8	52.8	43.2	37.5	29.8	24.7	13.3
1.60V/cell	551.2	424.6	356.2	244.8	186.1	147.0	88.9	67.4	54.2	44.4	38.3	30.0	24.9	13.4

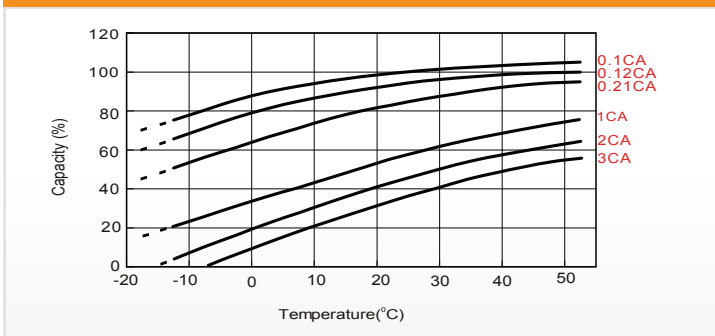
Discharge Characteristics



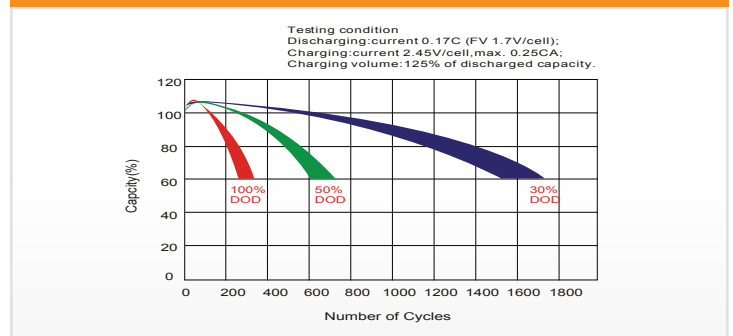
Charging Characteristics (cycle use)



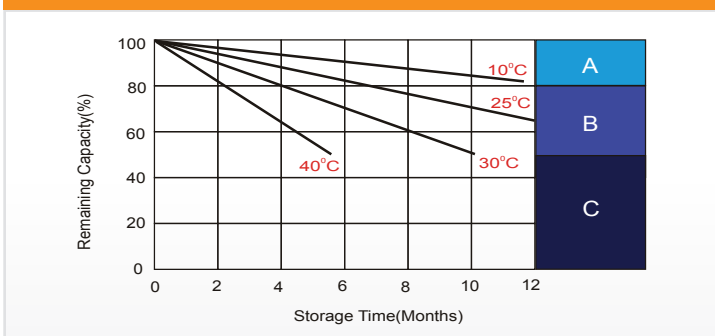
Temperature Effects in Relation to Battery Capacity



Cycle Life in Relation to Depth of Discharge



Self Discharge Characteristics



- A** No supplementary charge required
(Carry out supplementary charge before use if 100% capacity is required.)
- B** Supplementary charge required before use. Optional charging way as below:
 1. Charged for above 3 days at limited current 0.25CA and constant voltage 2.25V/cell.
 2. Charged for above 20 hours at limited current 0.25CA and constant voltage 2.45V/cell.
 3. Charged for 8~10 hours at limited current 0.05CA.
- C** Supplementary charge may often fail to recover the capacity.
The battery should never be left standing till this is reached.

ALL DATA IS SUBJECT TO CHANGE WITHOUT NOTICE